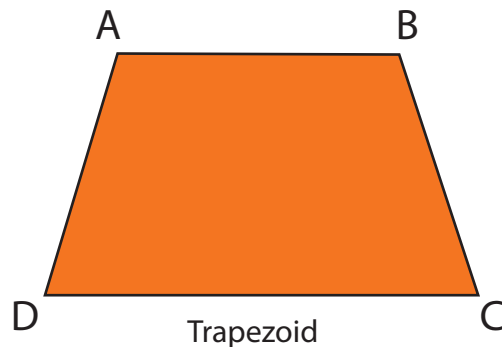
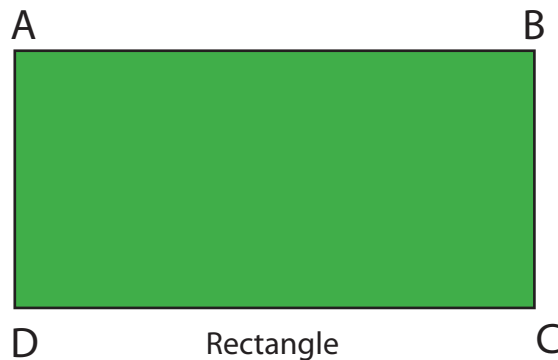

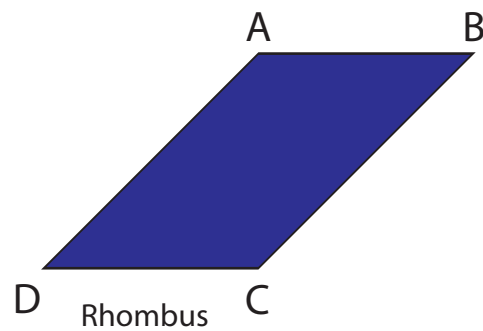
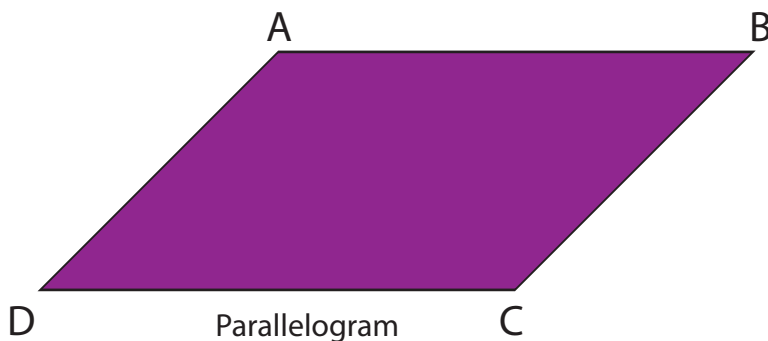


2D Geometry

Activity 1 - Hidden Polygons






In order to discover more about these popular polygons, you are going to direct a play in which the quadrilaterals will be your actors. The only problem is, they aren't sure what door to get to! In order to get on stage, they must go through the doors on the following page. To help the quadrilaterals find their way, list the correct quadrilateral names under each door. Be careful because some quadrilaterals may be able to go through more than one door.



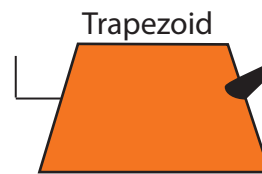
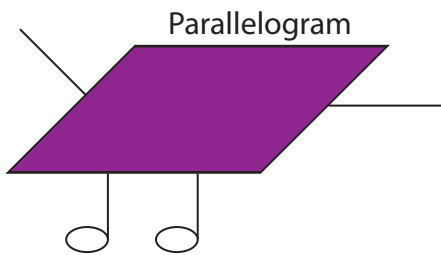
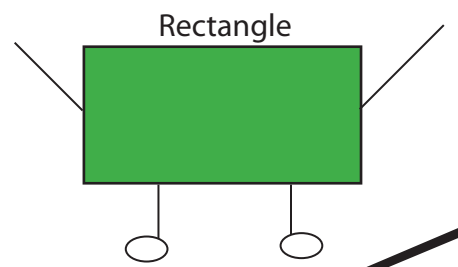
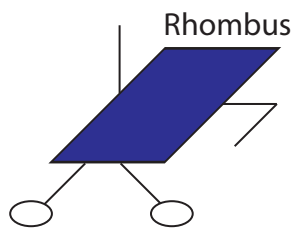
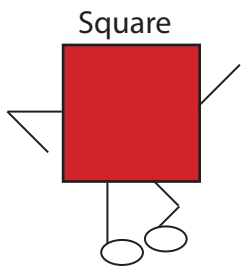
Can you believe THIS is math?

2D Geometry

Activity 1 - Hidden Polygons - *continued*

Actors Door 1	Actors Door 2	Actors Door 3	Actors Door 4	Actors Door 5
				

_____	_____	_____	_____	_____
_____	_____	_____	_____	_____
_____	_____	_____	_____	_____
_____	_____	_____	_____	_____
_____	_____	_____	_____	_____



Can you believe THIS is math?