

# Features and Operation of Hollow Cathode Lamps and Deuterium Lamps

## Abstract

Abstract text area containing a dense pattern of small black triangles and lines, likely representing a corrupted or obscured abstract.

## The Hollow Cathode Lamp

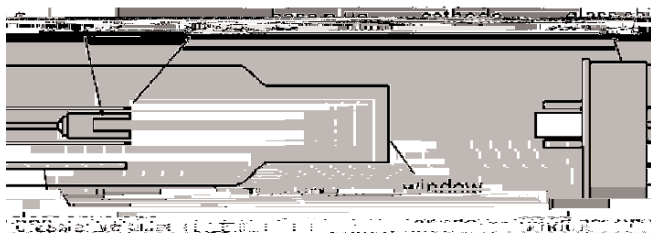





Figure 1. Hollow cathode lamp construction.

## Design Characteristics of the Hollow Cathode Lamp

### Cathode




### Gas Fill




### Anode




### Envelope




### Processing





### Hollow Cathode Lamp Operation



### Lamp Current

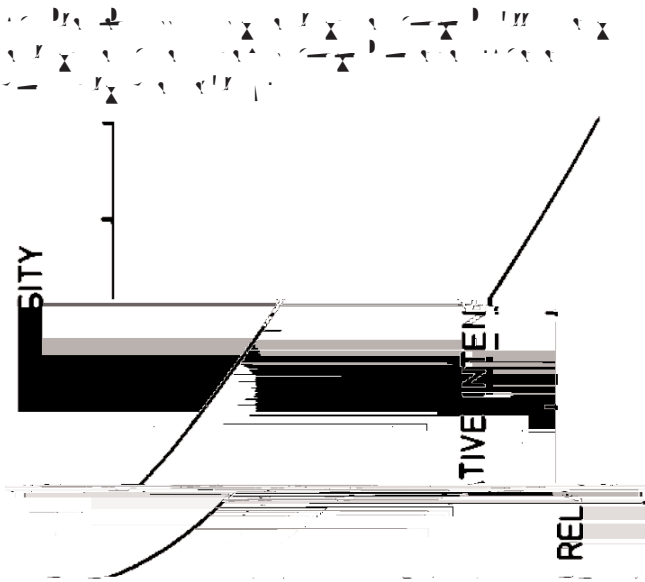


Figure 2. Intensity as a function of lamp current for Cd at 228.8 nm.




Figure 3. Relationship between light intensity (I) and absorbance noise level (n) for Ca at 422.7 nm.

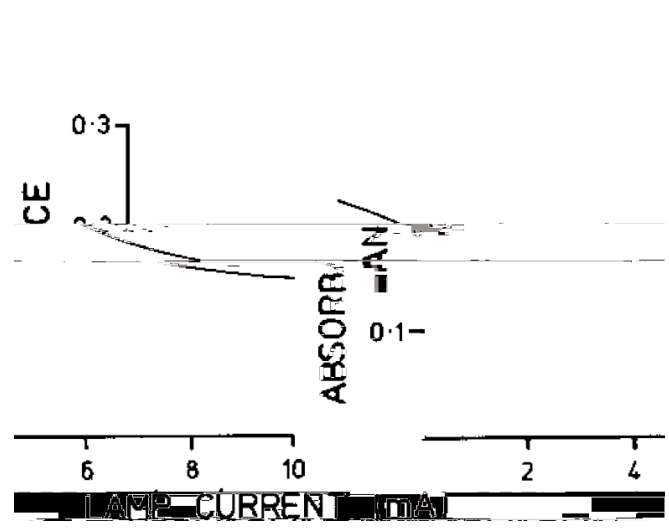
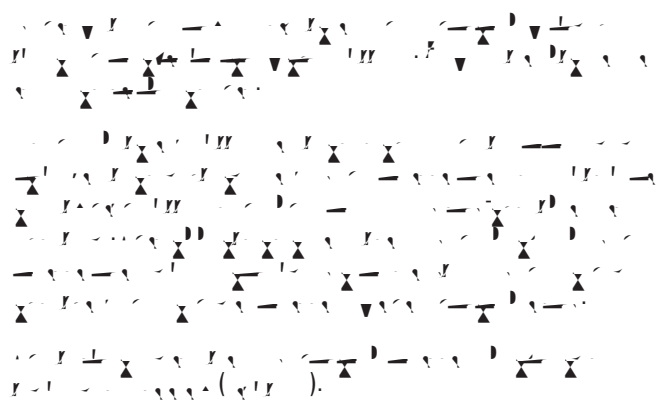


Figure 4. Sensitivity as a function of current for Cd at 228.8 nm.

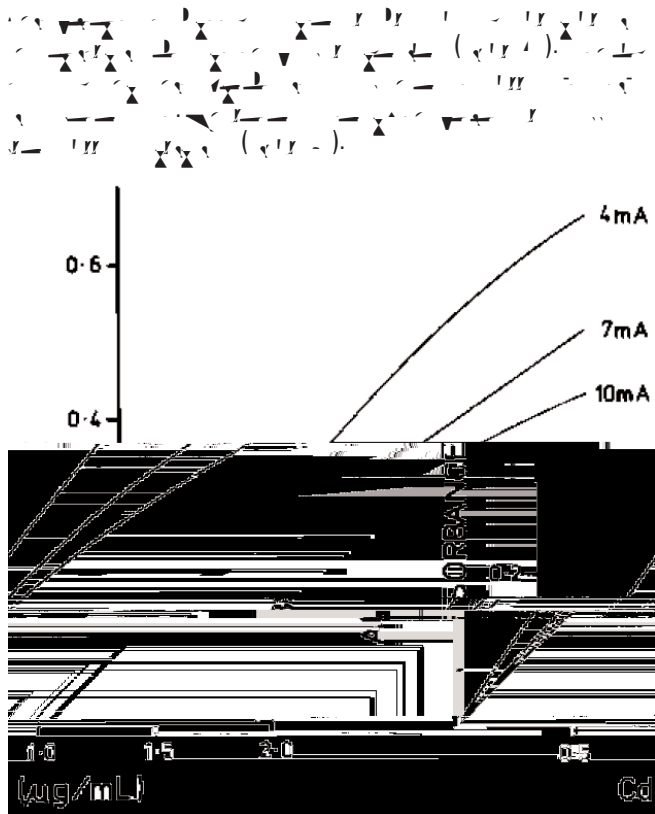


Figure 5. Calibration graphs for a Cd hollow cathode lamp operated at various currents.




Figure 6. Calibration graphs for a Si hollow cathode lamp operated at various currents.





Figure 7. Inherent noise levels of Ag and Fe hollow cathode lamps operated under recommended conditions.



**Agilent Technologi**